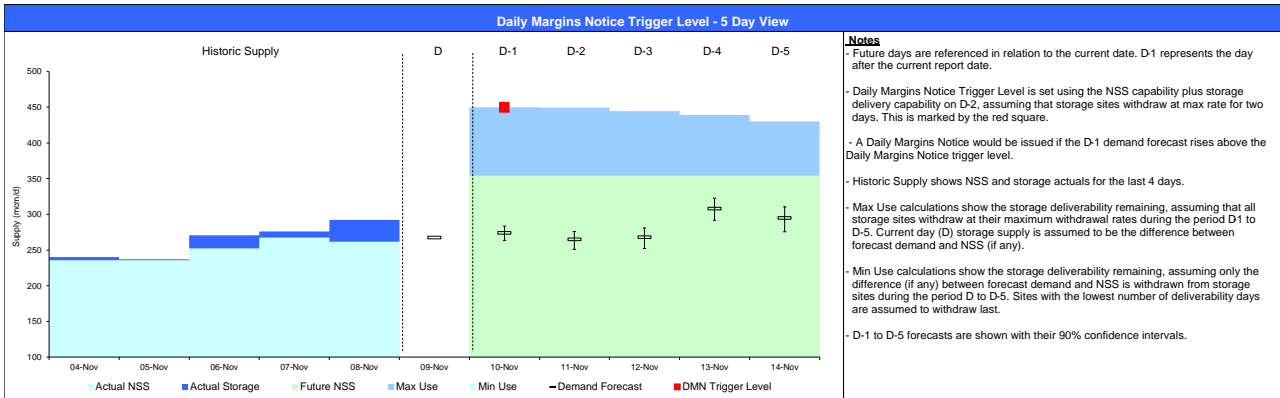
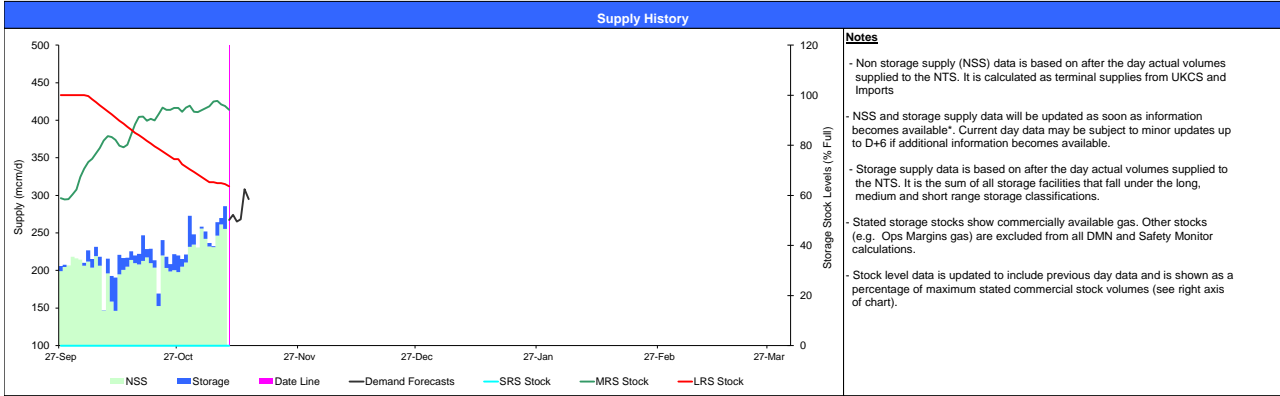


Daily Margin Notice (DMN) and Safety Monitor Position

09-Nov-17



Summary Data

Current Daily Margin Notice Trigger Level: 450

Date & Day Number	Demand Forecast	NSS Assumption
10/11/2017 (D-1)	274	354
11/11/2017 (D-2)	265	354
12/11/2017 (D-3)	268	354
13/11/2017 (D-4)	308	354
14/11/2017 (D-5)	295	354

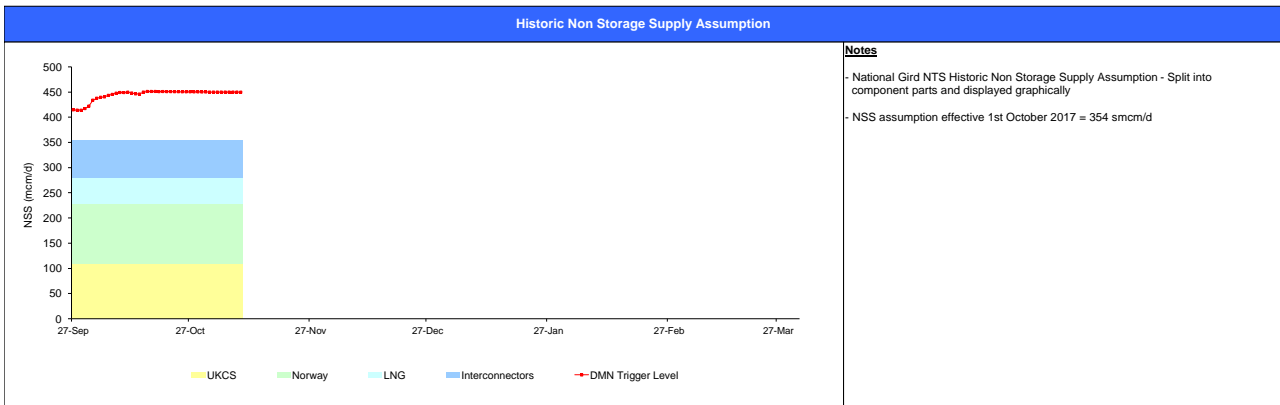
Storage	
Min Use	Max Use
#/N/A	96
#/N/A	96
#/N/A	91
#/N/A	85
#/N/A	76

Total	
Min Use	Max Use
#/N/A	450
#/N/A	450
#/N/A	445
#/N/A	439
#/N/A	430

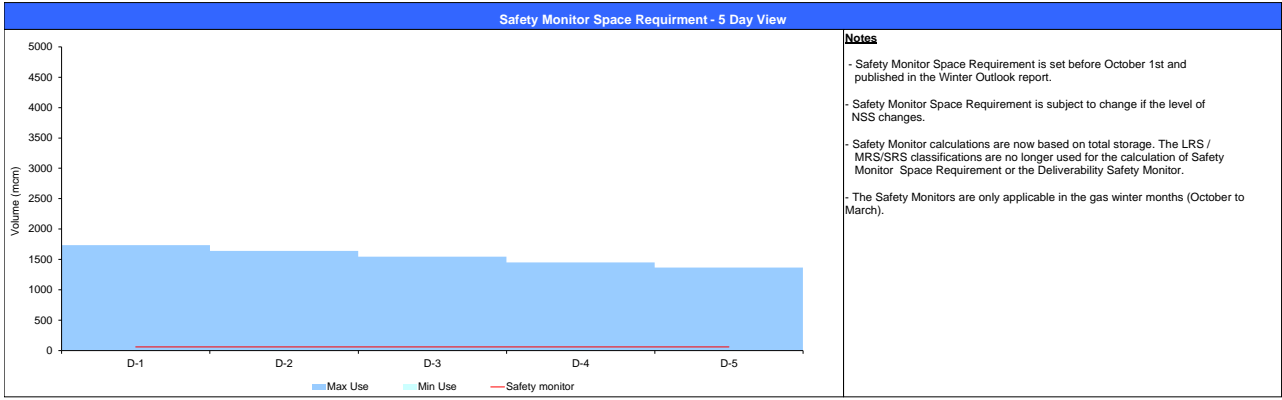
All Figures in mcm and may be subject to rounding.

Notes

- 13:00 demand forecast is used for all D-1 to D-5 calculations.
- NSS values are set before October 1st and stated in the NG Winter Outlook report. Revisions may occur during the winter period based on actual NSS performance
- Storage sites are included in the DMN calculation when there is sufficient commercial stock to withdraw at max. rate for two or more days. Sites are removed from the calculation when commercial stocks fall below this level.
- Max Use and Min Use calculations are based on the description above.
- Total Capability is the sum of NSS and total storage delivery capability for each day.

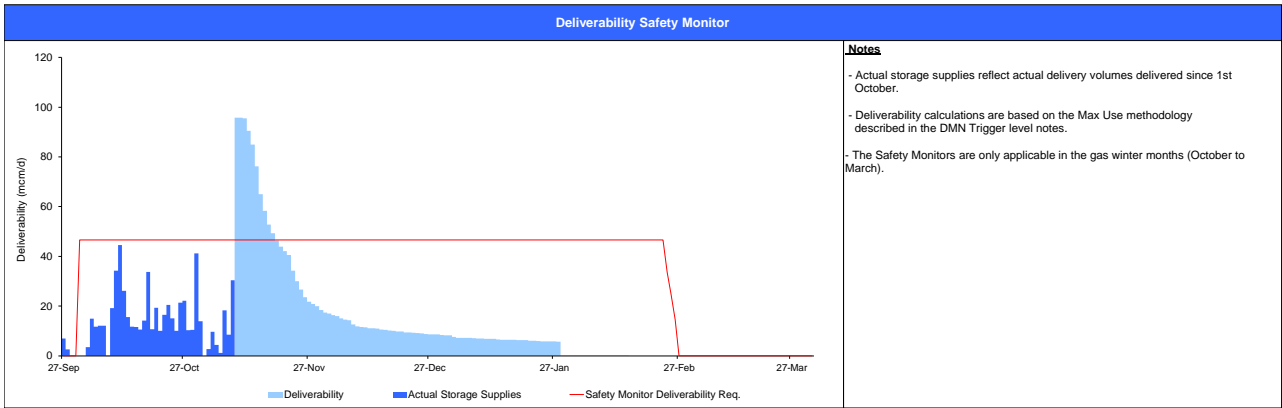


Daily Margin Notice (DMN) and Safety Monitor Position



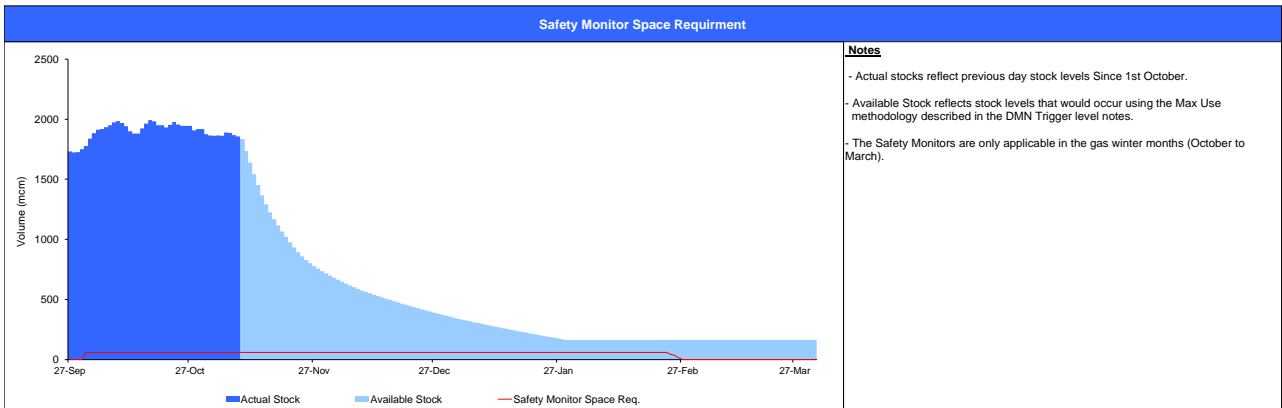
Notes

- Safety Monitor Space Requirement is set before October 1st and published in the Winter Outlook report.
- Safety Monitor Space Requirement is subject to change if the level of NSS changes.
- Safety Monitor calculations are now based on total storage. The LRS / MRS/SRS classifications are no longer used for the calculation of Safety Monitor Space Requirement or the Deliverability Safety Monitor.
- The Safety Monitors are only applicable in the gas winter months (October to March).



Notes

- Actual storage supplies reflect actual delivery volumes delivered since 1st October.
- Deliverability calculations are based on the Max Use methodology described in the DMN Trigger level notes.
- The Safety Monitors are only applicable in the gas winter months (October to March).



Notes

- Actual stocks reflect previous day stock levels Since 1st October.
- Available Stock reflects stock levels that would occur using the Max Use methodology described in the DMN Trigger level notes.
- The Safety Monitors are only applicable in the gas winter months (October to March).