

Gas  
Transmission

# Planning the gas Network

The session will start at 14.02 to  
allow people to finish previous  
meetings

national**grid**



Please log on to  
[Slido.com](https://www.slido.com)

**#NGG11**

# Welcome and Opening

**Thank you for joining us today**

**Please feedback via SLIDO**

**Slido.com  
#NGG11**



# Who will be speaking today?

**Faris Jaweed**  
Gas Network  
Strategy Analyst



**Orlando Elmhirst**  
Principle Gas  
Transmission  
Analyst



**Neil Sorrell**  
Gas Network  
Strategy Manager



**Mark Hamling**  
Gas Network  
Capability  
Manager



**Jennifer Pemberton**  
Stakeholder  
Manager



# Logistics

Should last for approximately 60 min

Questions and polls via slido #NGG11

All callers will be placed on mute

We will circulate the slides and a recording of this webinar

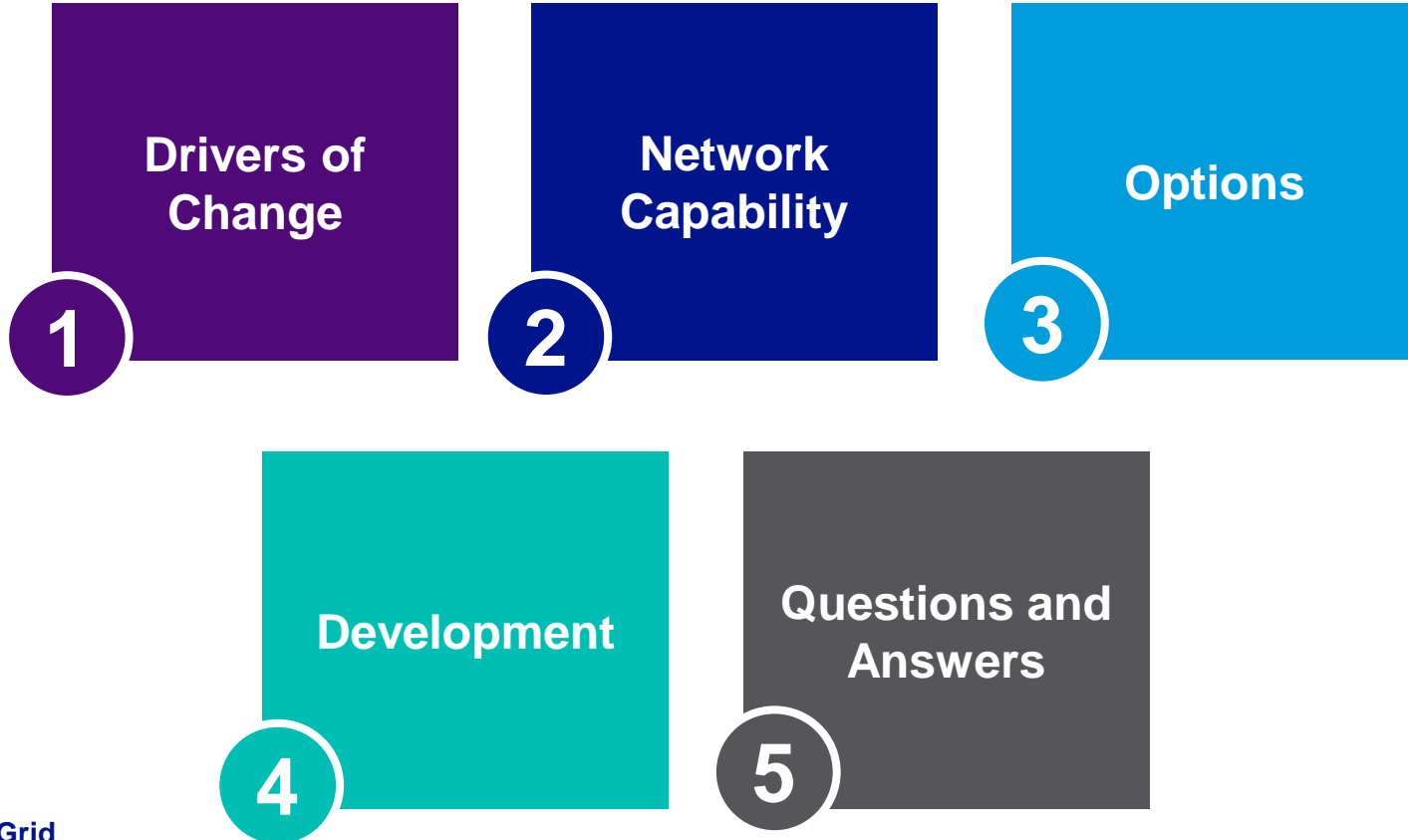


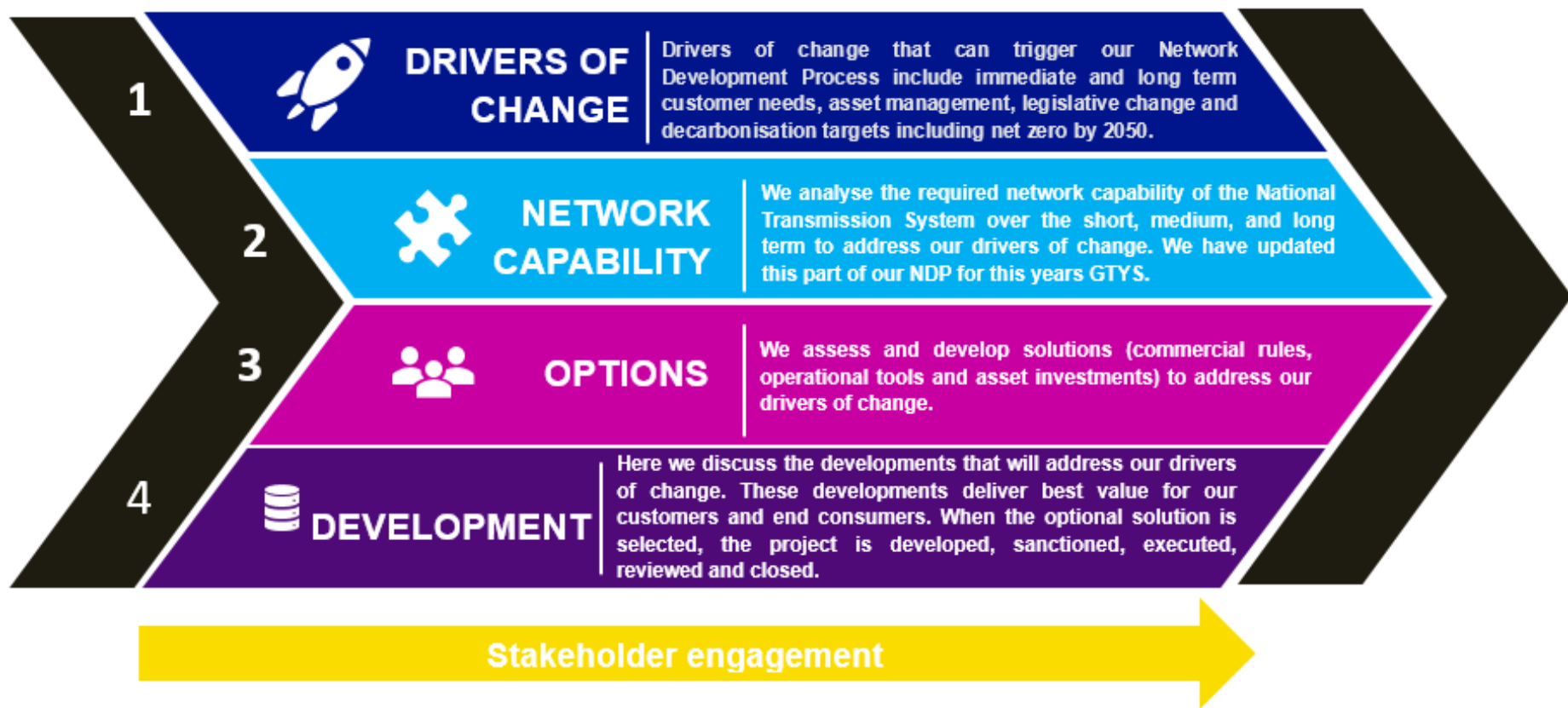
Based on  
stakeholder insight



Opportunity for  
stakeholder input

# Agenda

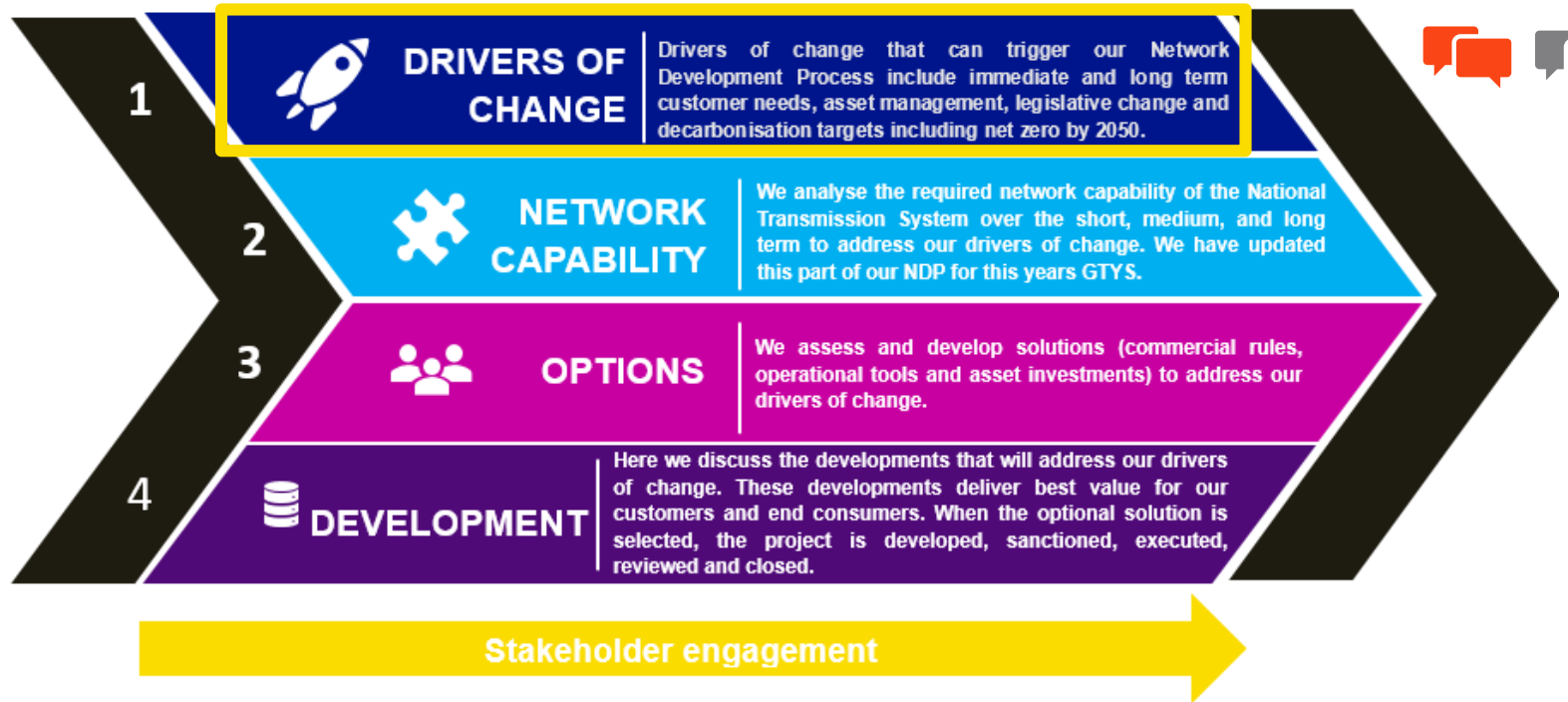




# Which publication(s) have you or do you currently read?

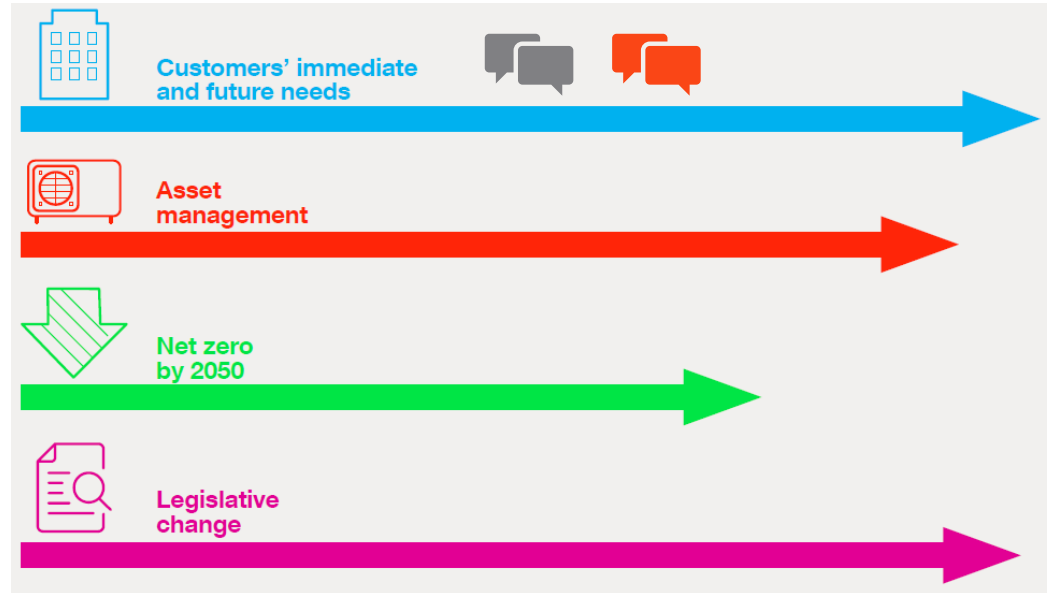
- Future of Gas
- Gas Ten Year Statement
- Future Energy Scenarios
- Gas Future Operability Planning
- Transmission Planning Code

# Drivers of Change





# Drivers of Change



### Which publication(s) have you or do you currently read?

- Future of Gas
- Gas Ten Year Statement
- Future Energy Scenarios
- Gas Future Operability Planning
- Transmission Planning Code

## Quick Poll - Question

**Do you think that you would use the NTS Network Capability Assessment Report?**

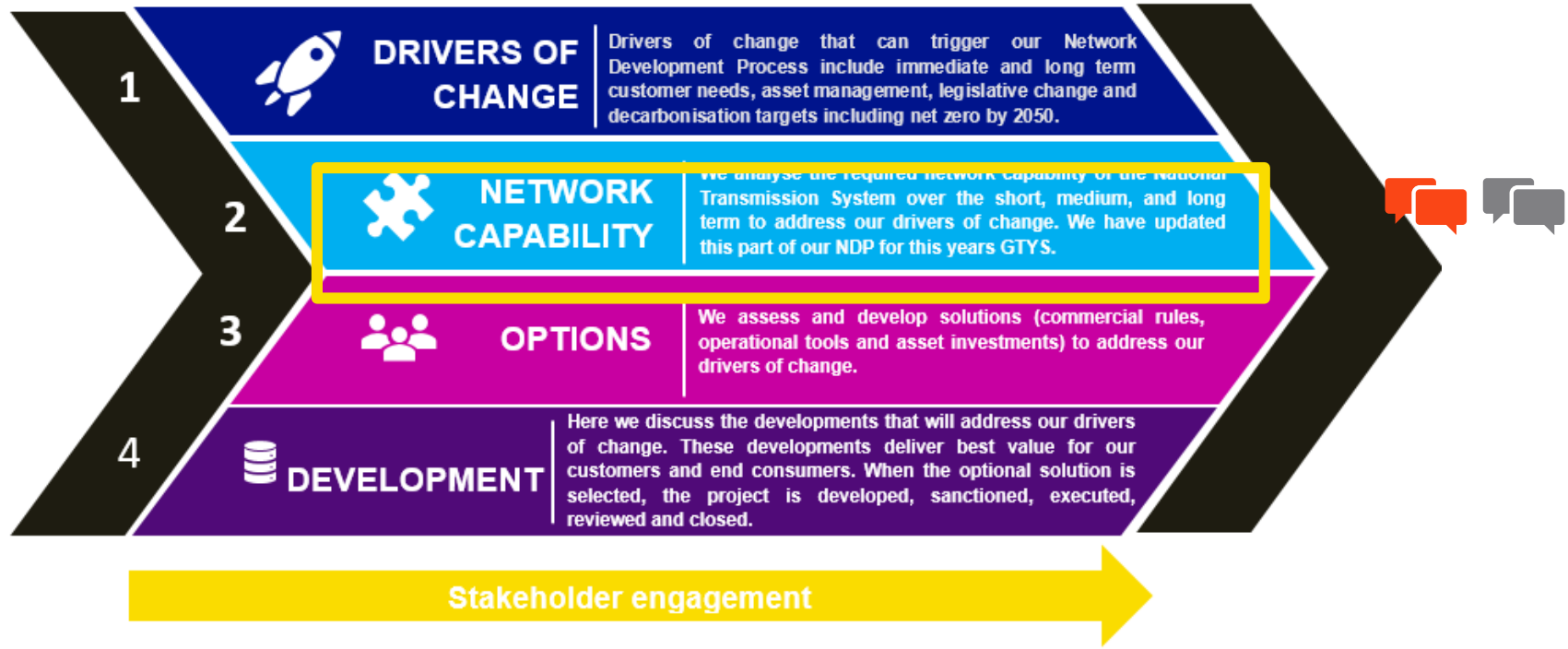
**Yes**

**No**

**If so, for what?**

**What would you like to see in a Network Capability Assessment Report?**

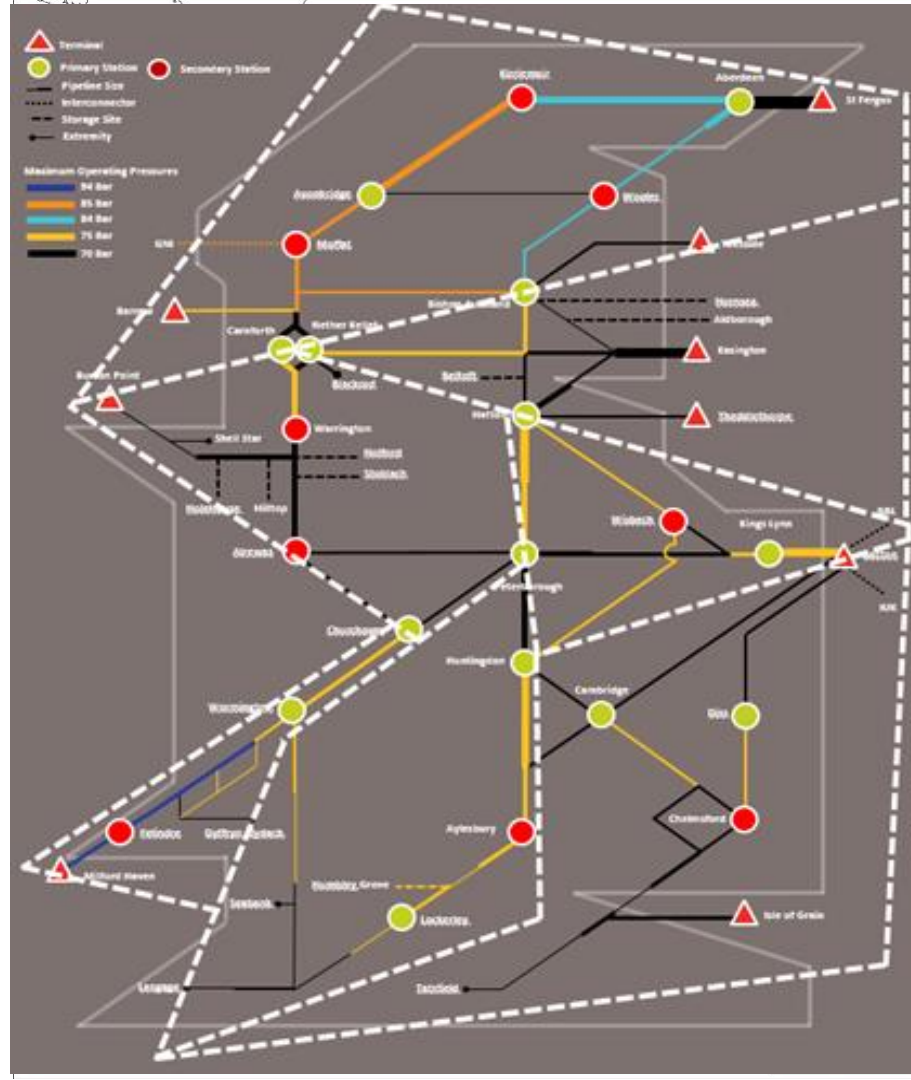
# Network Capability



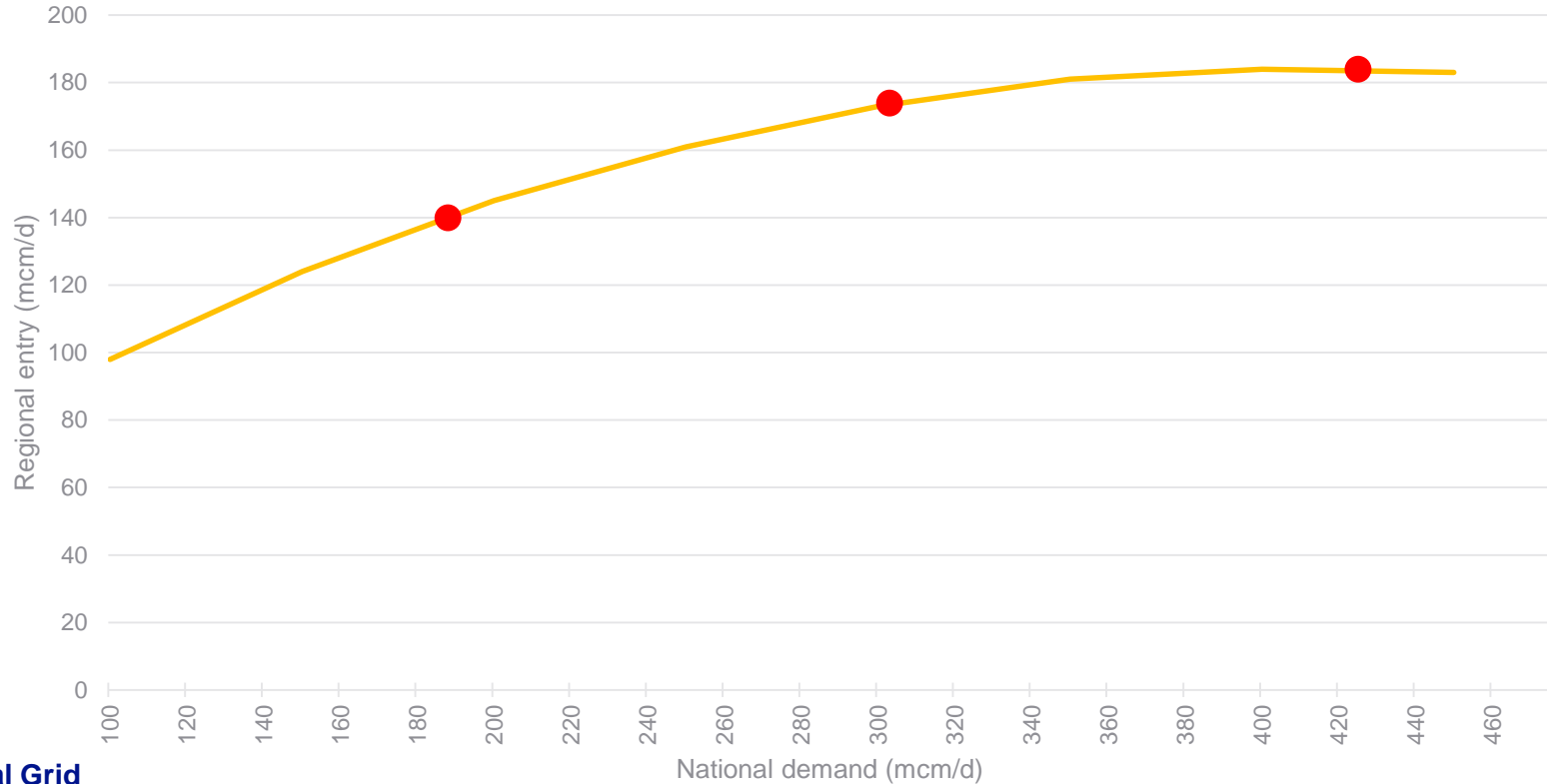
# What is Network Capability?

The National Transmission System (NTS) is a complex system of physical assets such as pipes, compressors, valves, supply points and offtakes.

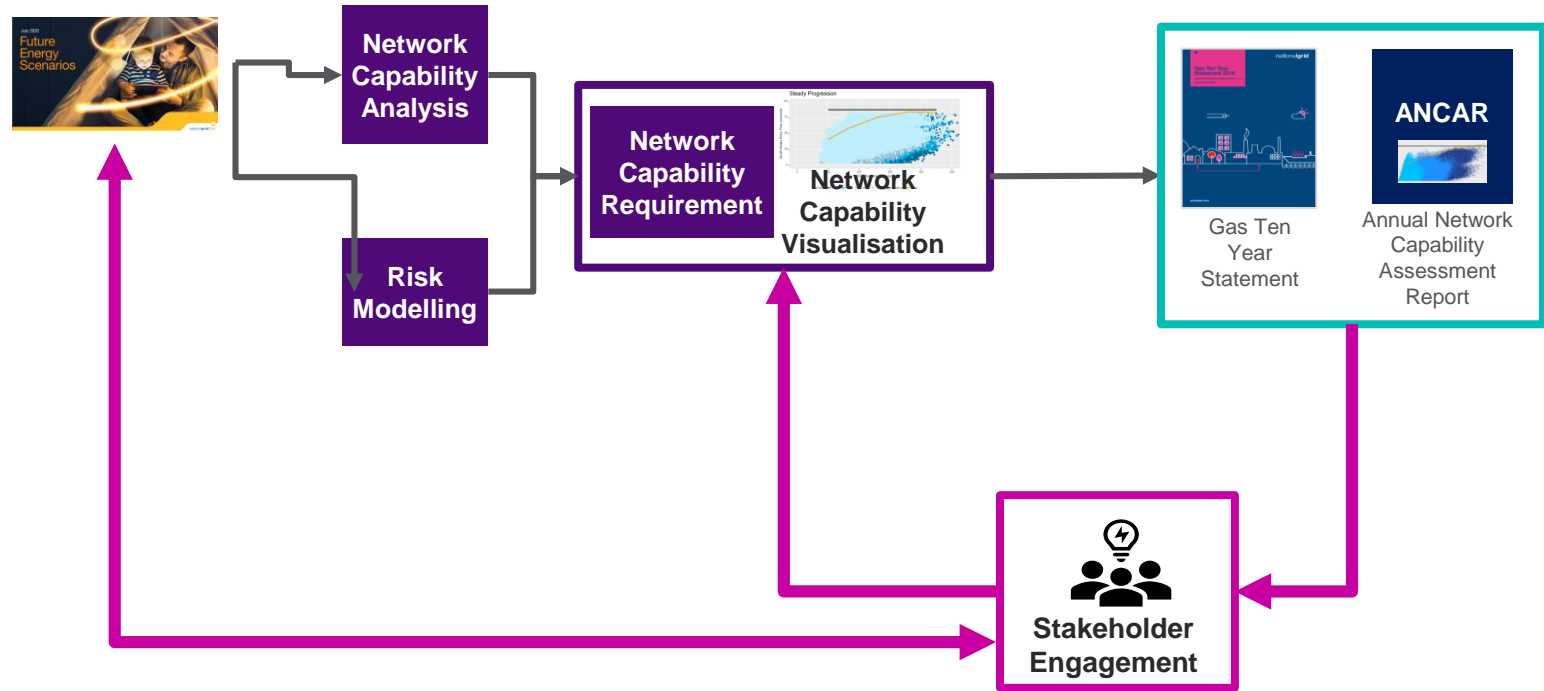
In order to simplify this, the analysis of the NTS has been partitioned into zones that it correspond to the way in which gas flows through it.



# How we establish Network Capability



# Network Capability process

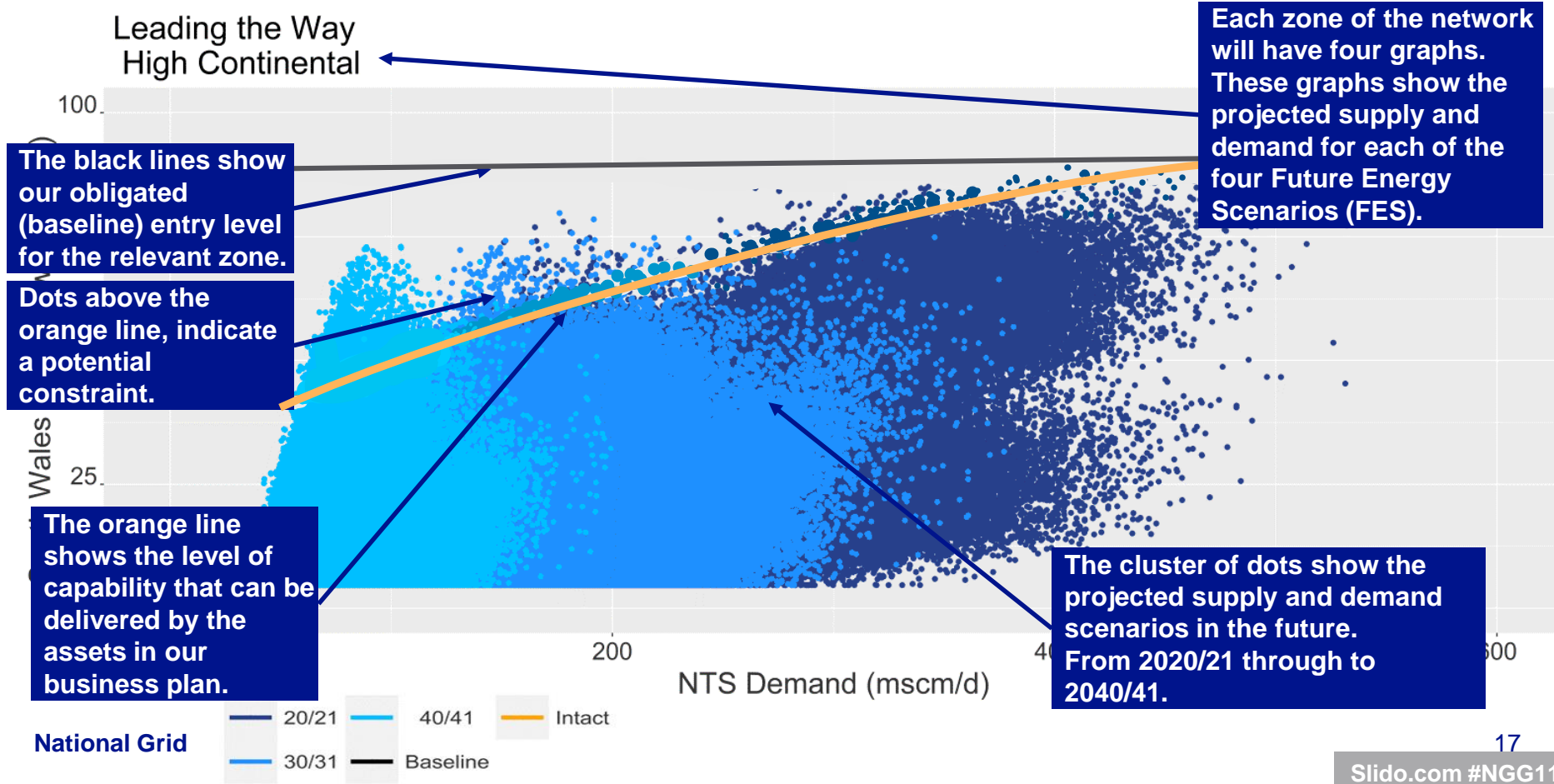


# Annual Network Capability Assessment Report (ANCAR)

- Flow forecasts **across all network Entry and Exit Zones**.
- The level of **physical Network Capability** for each of these Entry and Exit Zones.
- The **level** of Network Capability that can be delivered using **commercial tools** for each of these Entry and Exit zones.
- **Changes** to the level of physical network capability at all Entry and Exit Zones **compared** to the **previous year**, including an explanation of the **drivers** of these **changes**.
- A **forecast** of the **target** level of physical Network Capability in **10 years' time**, taking account of the needs of NTS users.

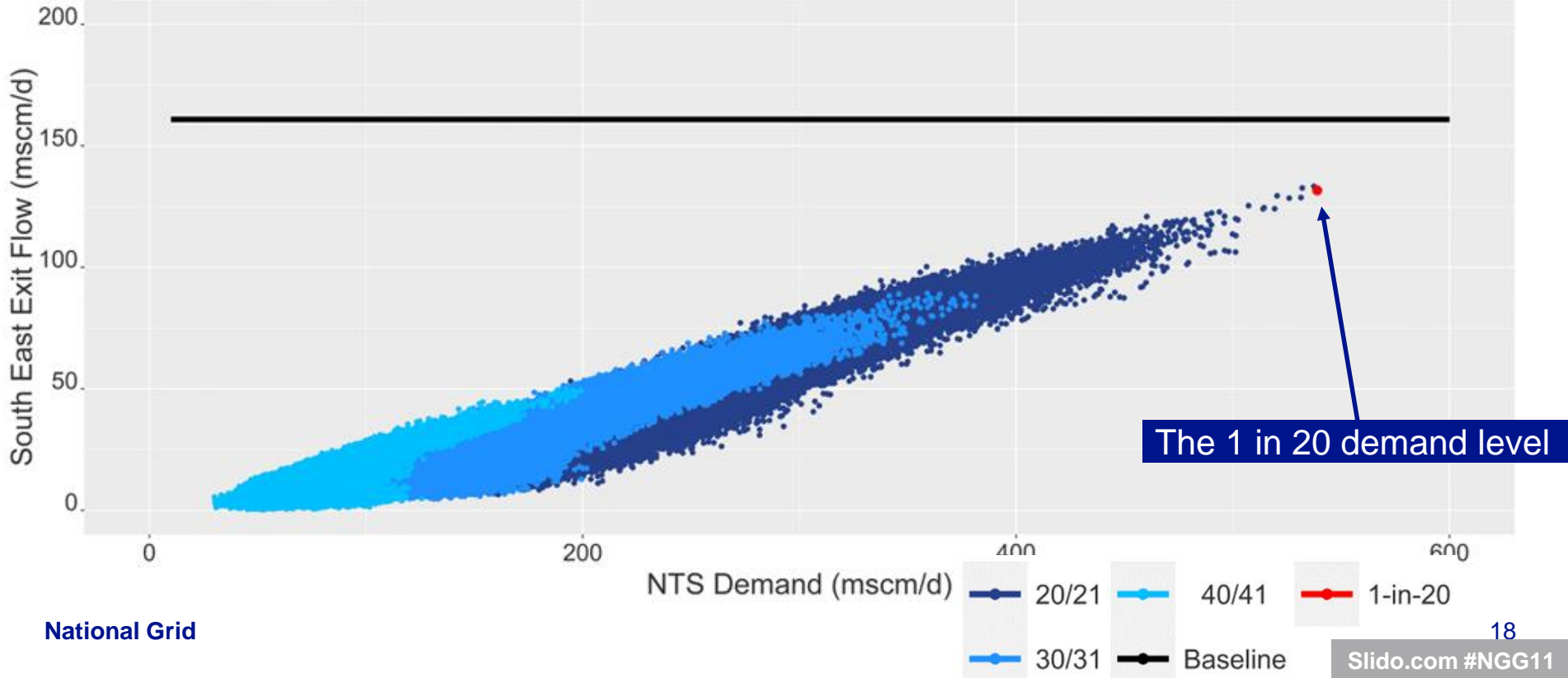


# An Entry Flame chart



# An Exit Flame chart

Leading the Way  
High Continental



# The Gas Ten Year Statement Annex

The Annex will contain:

1. **Flame charts** for:

- 7 Exit Zones for each of the 4 FES scenarios (Total of 28)
- 5 Entry Zones for each of the 4 FES scenarios (Total of 20)
- Altogether that is **48 charts**

2. An overview of the **implications** of the FES scenarios on the current network capability

3. Discussion Points:

- The boundary lines **assume** that all **compressors** are **available** – how best to illustrate the true situation
- **Linepack** or **interzonal transfers** – how best to illustrate

Due to be published in **December**

# Quick Poll - Results

**Do you think that you would use the NTS Network Capability Assessment Report?**

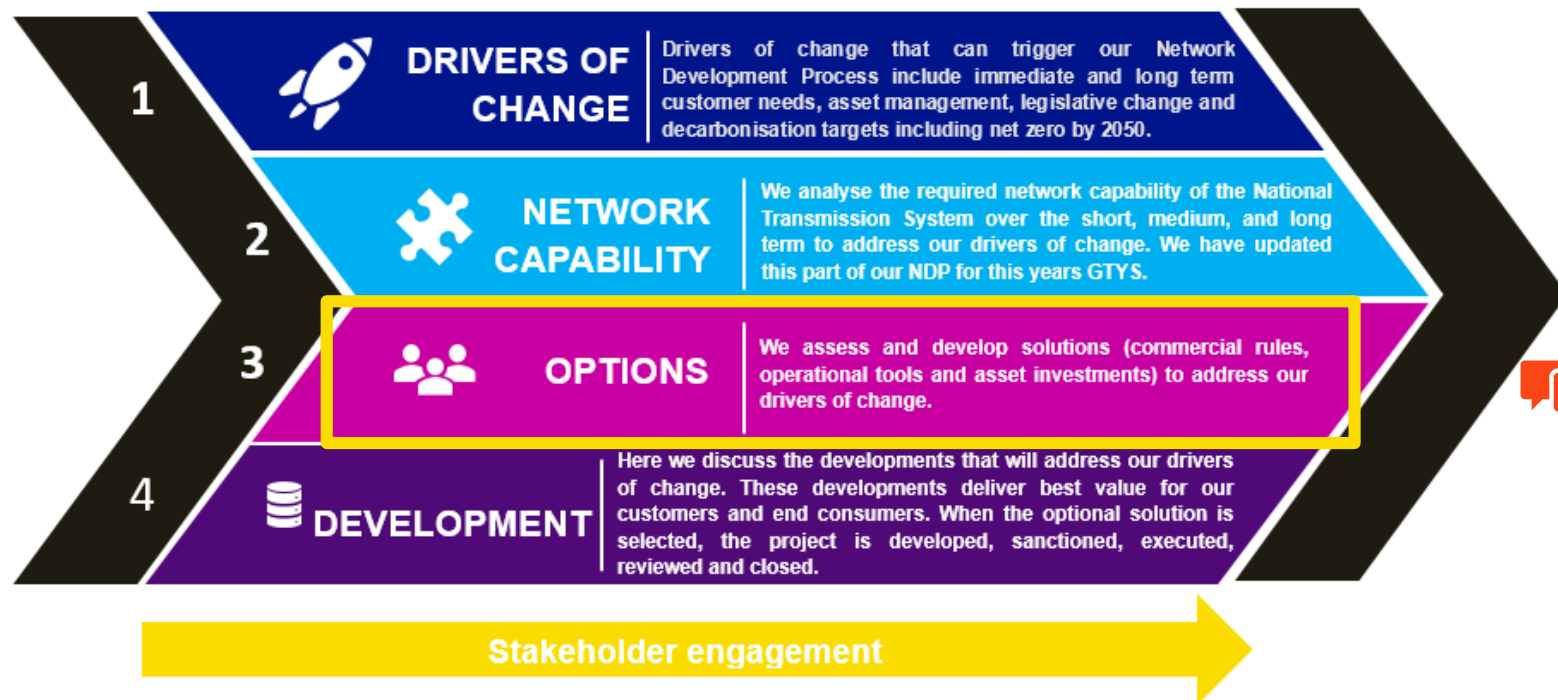
**Yes**

**No**

**If so, for what?**

**What would you like to see in a Network Capability Assessment Report?**

# Options



# Options



**Commercial Rules**



**Operational Tools**



**Asset Investments**

## Quick Poll - Question

### What do you like about the Gas Ten Year Statement?

- Right level of detail
- The supporting data
- Format and structure is easy to understand
- Communication of key messages is always clear

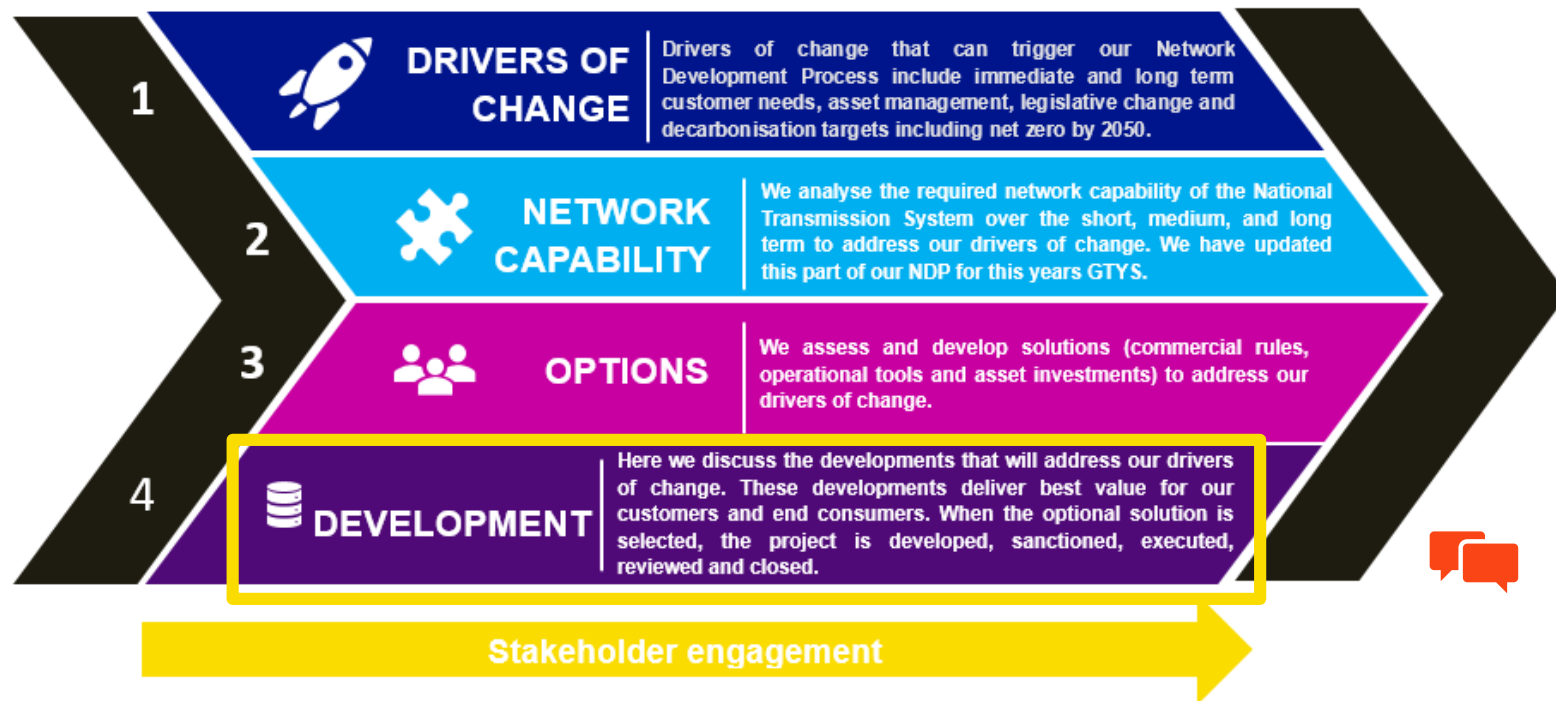
Please expand on your answer

### What would you change about the Gas Ten Year Statement?

- Too detailed
- Not enough detail
- Over simplified
- Too complicated
- Not enough communications around it

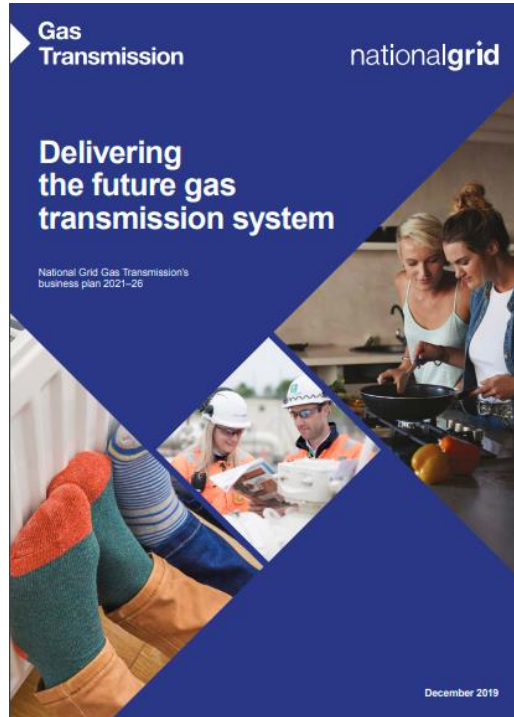
Please expand on your answer

# Development





# Development



We discuss the **developments** that will address the drivers of change.

These developments deliver **best value** for our **customers** and **consumers**

When the **optimal solution** is selected, the project is **developed, sanctioned, executed, reviewed** and **closed**.

## Quick Poll - Results

### What do you like about the Gas Ten Year Statement?

- Right level of detail
- The supporting data
- Format and structure is easy to understand
- Communication of key messages is always clear

Please expand on your answer

### What would you change about the Gas Ten Year Statement?

- Too detailed
- Not enough detail
- Over simplified
- Too complicated
- Not enough communications around it

Please expand on your answer

# Quick Poll - Question

## Which publication(s) will you read after this webinar?

- Future of Gas
- Gas Ten Year Statement
- Gas Ten Year Statement Capability Annex
- Future Energy Scenarios
- Gas Future Operability Planning
- Transmission Planning Code
- Annual Network Capability Assessment Report

## Have you found this session useful?

Yes

Somewhat

No

Please explain your answer

# Timeline of our Publications



# We are keen to hear from you...

- Contact us via the email on the right for:
  - Questions
  - Feedback
  - To get on our distribution list
- Attend Gas Operational Forum's
- Targeted webinars can be held where there is appetite

**We welcome any feedback to help us improve these publications**

---

**Please contact us:**  
[Box.OperationalLiaison@nationalgrid.com](mailto:Box.OperationalLiaison@nationalgrid.com)

# Quick Poll - Results

## Which publication(s) will you read after this webinar?

- Future of Gas
- Gas Ten Year Statement
- Gas Ten Year Statement Capability Annex
- Future Energy Scenarios
- Gas Future Operability Planning
- Transmission Planning Code
- Annual Network Capability Assessment Report

## Have you found this session useful?

**Yes**

**Somewhat**

**No**

Please explain your answer



# Thank you for joining us today

Digital strategy and information provision	Mon 02 <sup>nd</sup> Nov @ 14.00 – 15.00	Complete
Shaping the Innovation Strategy for RIIO-2	Tue 03 <sup>rd</sup> Nov @ 14.00 – 15.00	Complete
Operating the network	Thu 05 <sup>th</sup> Nov @ 10.30 – 11.30	Complete
Building skills today for a Net Zero	Mon 09 <sup>th</sup> Nov @ 13.30 – 14.30	Complete
Reducing methane emissions: opportunities and barriers	Thu 12 <sup>th</sup> Nov @ 11.00 – 12.00	Complete
Gas Markets Action Plan (GMaP)	Mon 16 <sup>th</sup> Nov @ 10.00 – 11.00	Complete
Mapping our hydrogen transition	Wed 18 <sup>th</sup> Nov @ 14.00 – 15.00	Complete
Net Zero construction 2025/26 roadmap	Thu 19 <sup>th</sup> Nov @ 10.00 – 11.00	Complete
Heating our homes in a Net Zero future	Fri 20 <sup>th</sup> Nov @ 9.00 – 10.00	Complete
Planning the network	Mon 23 <sup>rd</sup> Nov @ 14.00 – 15.00	Complete
<b>HyNTS FutureGrid</b>	<b>Tue 1<sup>st</sup> Dec @ 14.00 – 15.00</b>	<a href="#"><u>Register here</u></a>
<b>Underpinning social and economic mobility: utilities' obligations and opportunities</b>	<b>Fri 4<sup>th</sup> Dec @ 11.00 – 12.00</b>	<a href="#"><u>Register here</u></a>



national**grid**