

Identifying meter size

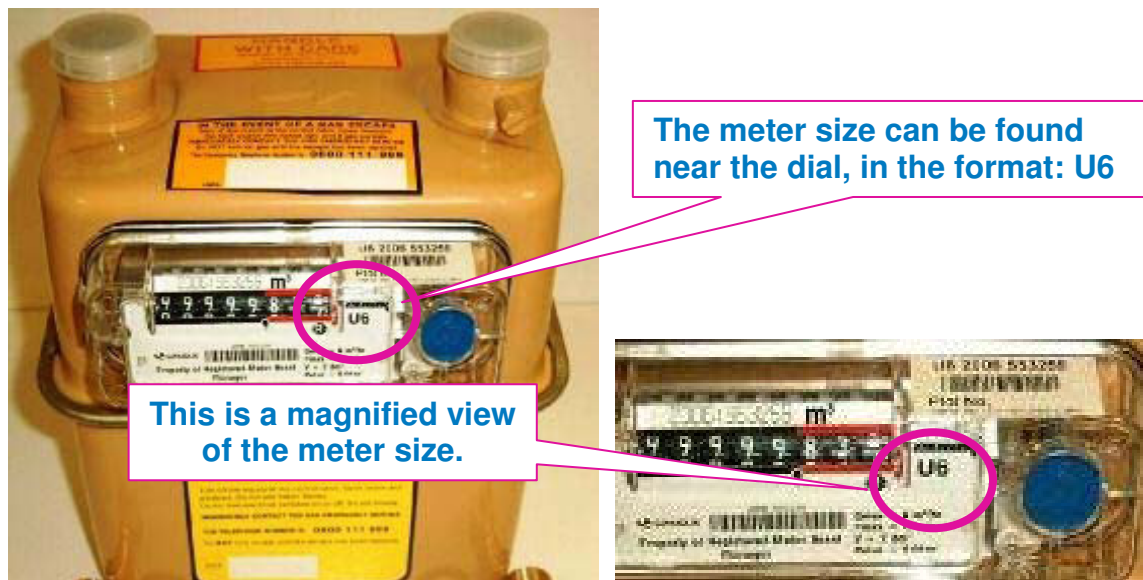
Guidance on identifying your existing meter size

When applying for your Domestic Service Alteration we will require you to identify your current meter size.

The following is a general guide for meter sizes based on a customer's use:

- **Standard Property (U6):** Most Domestic properties will only require a U6 meter.
- **Large Property (U16):** typically for large properties with specialist equipment such as heated swimming pools.
- **Very Large Property (U25):** for properties that require extremely large hourly gas usage. These are very rarely required.

Sizes for meters are usually displayed with a prefix of U or E followed by a digit. This information can usually be seen on your meter near the dial. The following is an example of the location of the meter size on the dial.

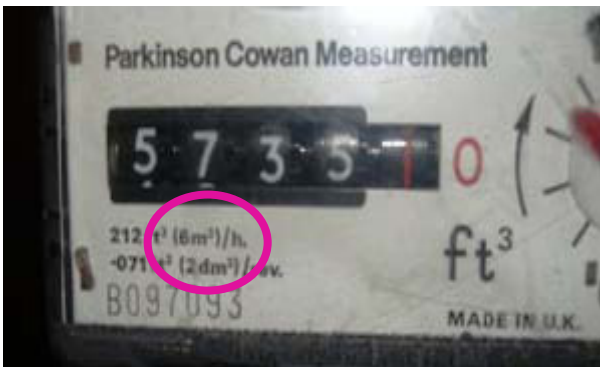
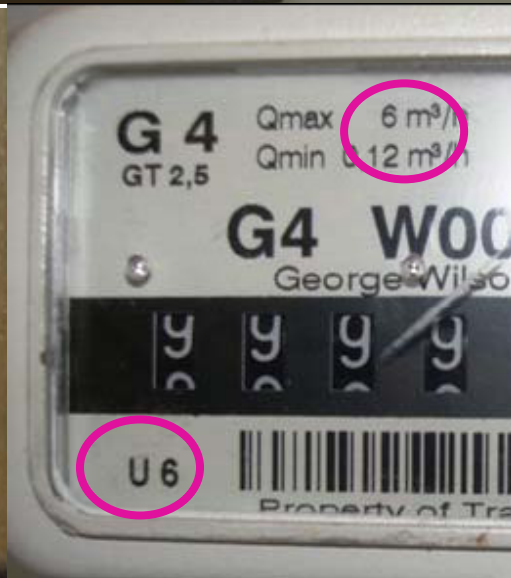
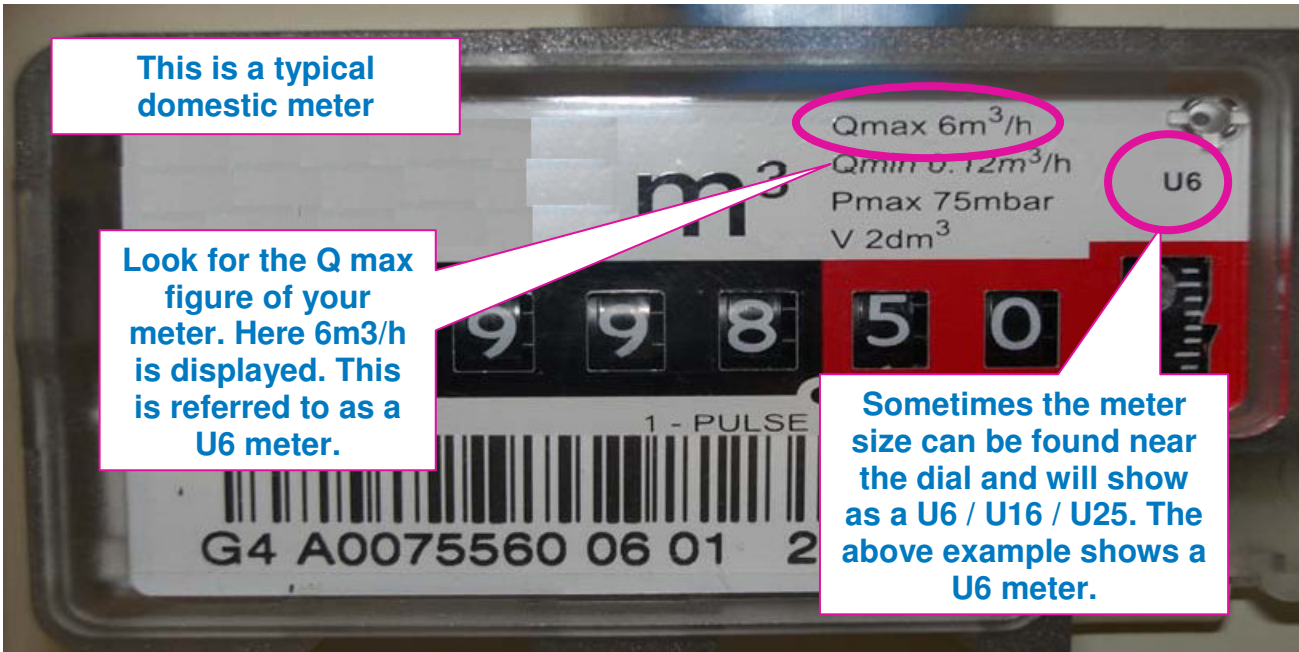


Sometimes, the size of the meter is displayed in the following format:

Q max = 6 M3/H

In this example, the number that appears after “Q max” is the size of the meter. Therefore, for this example, the size of the meter is “U6.”

If your meter displays a format of **Q max = 16 M3/H** you should select the U16 option from the dropdown list.



Various types of gas meters and their identifying symbols are displayed. All these are U6 meters.