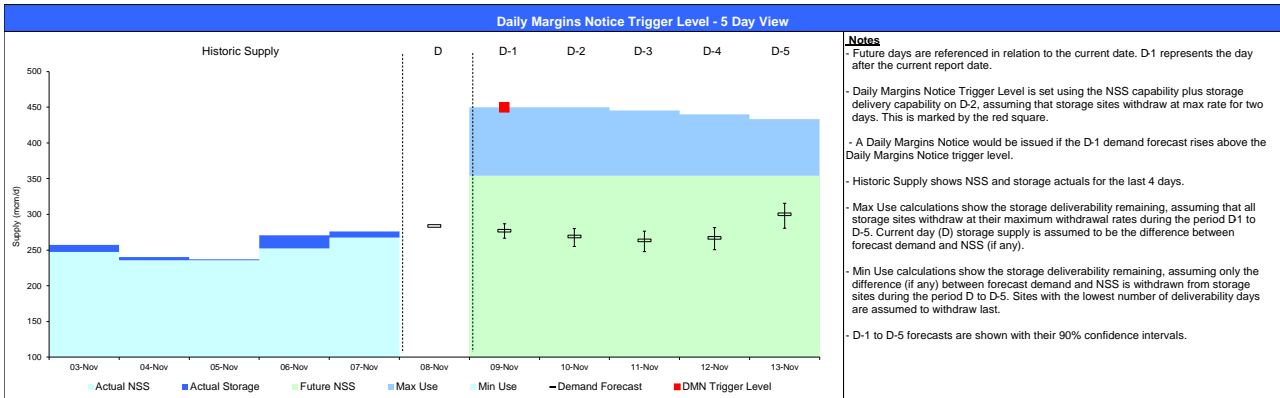
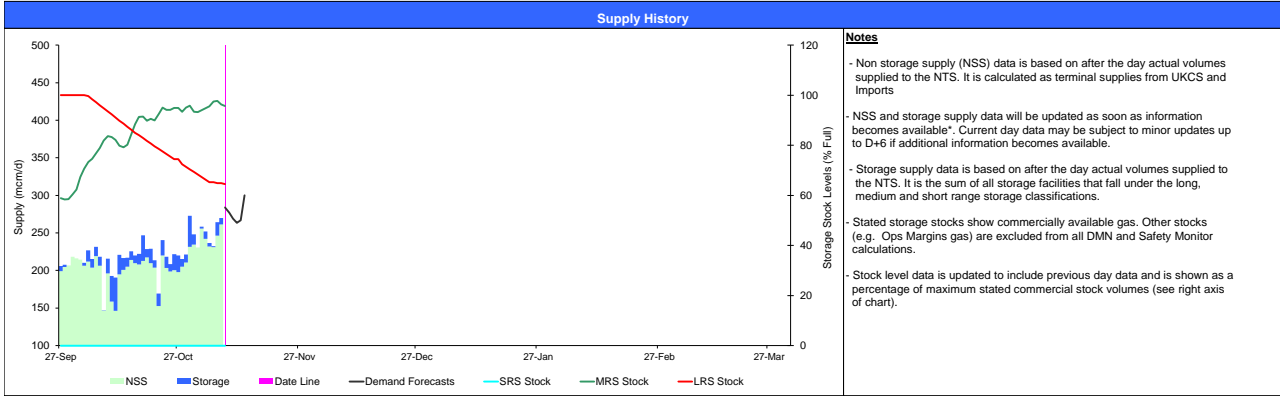


Daily Margin Notice (DMN) and Safety Monitor Position

08-Nov-17



Summary Data

Current Daily Margin Notice Trigger Level: 450

Date & Day Number	Demand Forecast	NSS Assumption
09/11/2017 (D-1)	277	354
10/11/2017 (D-2)	269	354
11/11/2017 (D-3)	264	354
12/11/2017 (D-4)	267	354
13/11/2017 (D-5)	300	354

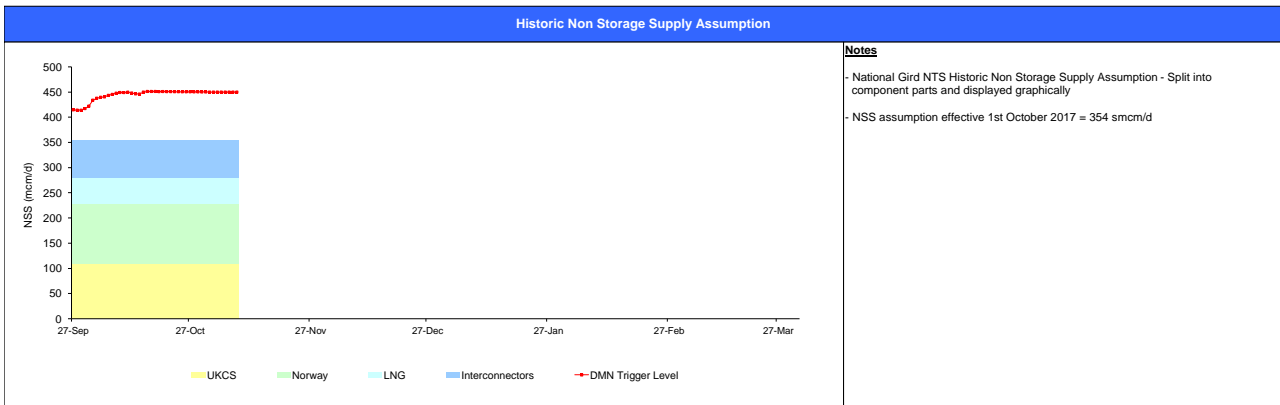
Storage	
Min Use	Max Use
#/N/A	96
#/N/A	96
#/N/A	91
#/N/A	86
#/N/A	79

Total	
Min Use	Max Use
#/N/A	450
#/N/A	450
#/N/A	445
#/N/A	440
#/N/A	433

All Figures in mcm and may be subject to rounding.

Notes

- 13:00 demand forecast is used for all D-1 to D-5 calculations.
- NSS values are set before October 1st and stated in the NG Winter Outlook report. Revisions may occur during the winter period based on actual NSS performance
- Storage sites are included in the DMN calculation when there is sufficient commercial stock to withdraw at max. rate for two or more days. Sites are removed from the calculation when commercial stocks fall below this level.
- Max Use and Min Use calculations are based on the description above.
- Total Capability is the sum of NSS and total storage delivery capability for each day.



Daily Margin Notice (DMN) and Safety Monitor Position

